



The Scottish Parliament
Pàrlamaid na h-Alba

SPICe

The Information Centre
An t-Ionad Fiosrachaidh

SPICe Briefing

Pàipear-ullachaidh SPICe

How did Scotland Vote? UK General Election 2017

Andrew Aiton and Laura Gilman

This briefing provides an overview of the UK General Election 2017 results in Scotland.

12 June 2017
SB 17/40

Contents

Executive Summary	3
What did the results in Scotland look like?	4
What did the results look like by constituency?	6

Executive Summary

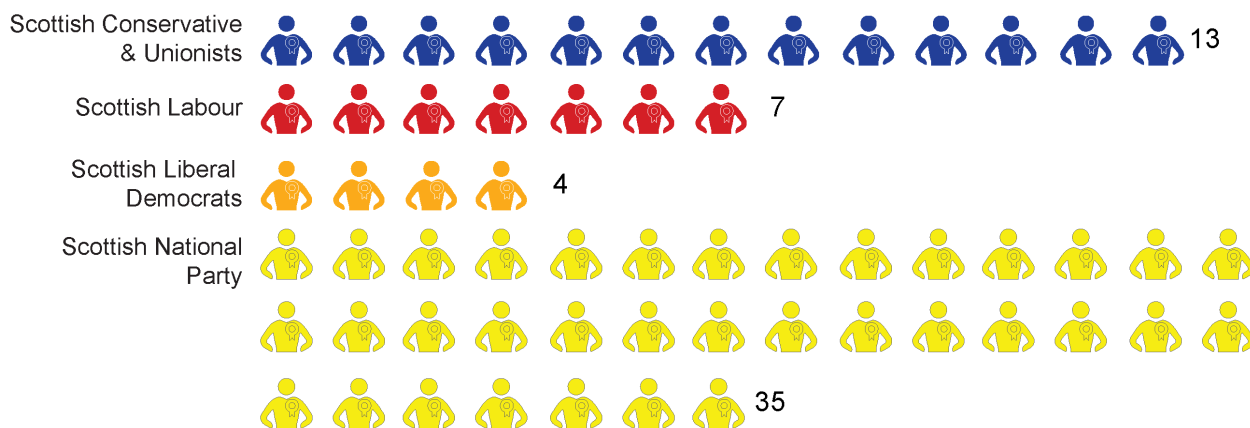
The UK General Election 2017, held on 8 June, resulted in the Conservative and Unionists being the largest party. The Conservative and Unionist Party secured 318 seats and 42.4% of the vote, with the Labour party winning 262 seats and 40.0% of the vote.

What did the results in Scotland look like?

The Scottish National Party won the majority of seats in Scotland, winning 35 seats. The Scottish Conservative and Unionist Party was second with 13 seats.

The Scottish National Party won the most seats in Scotland

Number of seats won in Scotland by Party in 2017 General Election

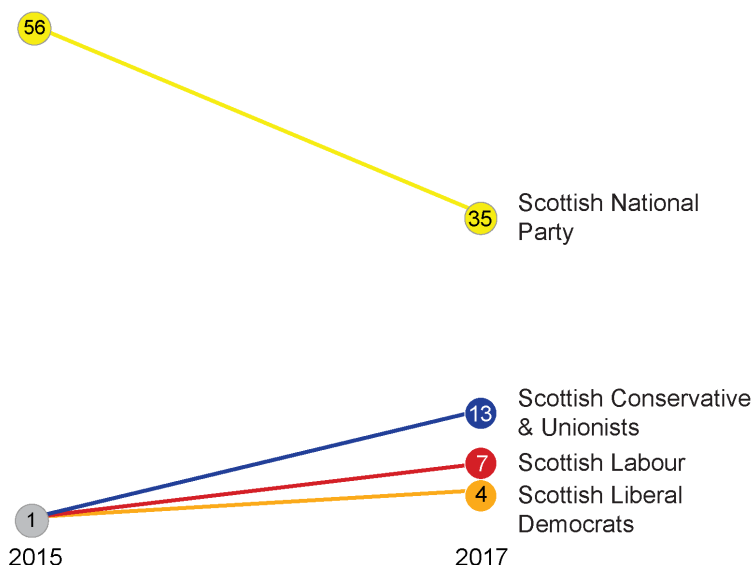


Source: [BBC](#)

The Scottish National Party lost 21 seats between the 2015 and 2017 General Elections. The Scottish Conservative and Unionist Party took the most seats from the Scottish National Party, seeing a 12 seat increase.

The Scottish Conservative and Unionist Party took the most seats from the Scottish National Party

The change in number of seats in Scotland between 2015 and 2017 by party

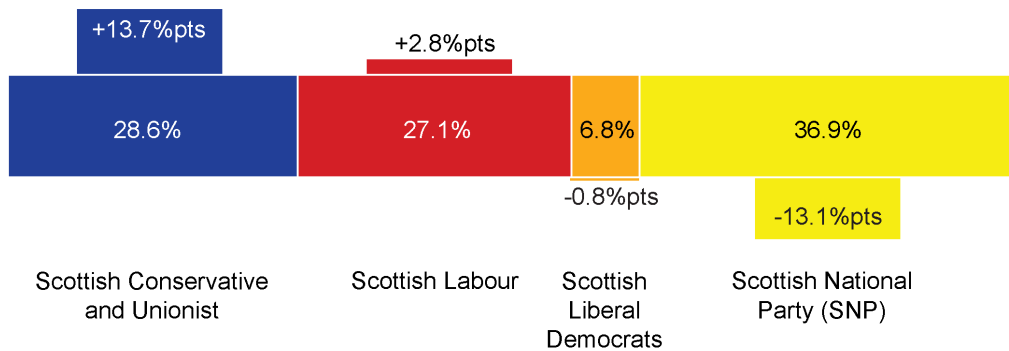


Source: [BBC](#)

The Scottish National Party took 36.9% of the share of the vote in Scotland, a fall of 13.1 percentage points from 2015. The Scottish Conservative and Unionist Party saw an increase of 13.7 percentage points from 2015 to 28.6% . The proportion of votes going to other parties in Scotland fell by 2.6 percentage points from 2015. This is because the votes going to the Scottish Green Party and the UK Independence Party reduced significantly as they fielded far fewer candidates than in 2015.

The Scottish Conservative and Unionist Party saw the biggest increase in the share of the vote in Scotland

The share of the vote by party and change between 2015 and 2017



Source: [BBC](#) and [House of Commons Library](#)

The turnout in Scotland was 66.4% which was slightly below the UK.

The turnout in Scotland was slightly below the UK.

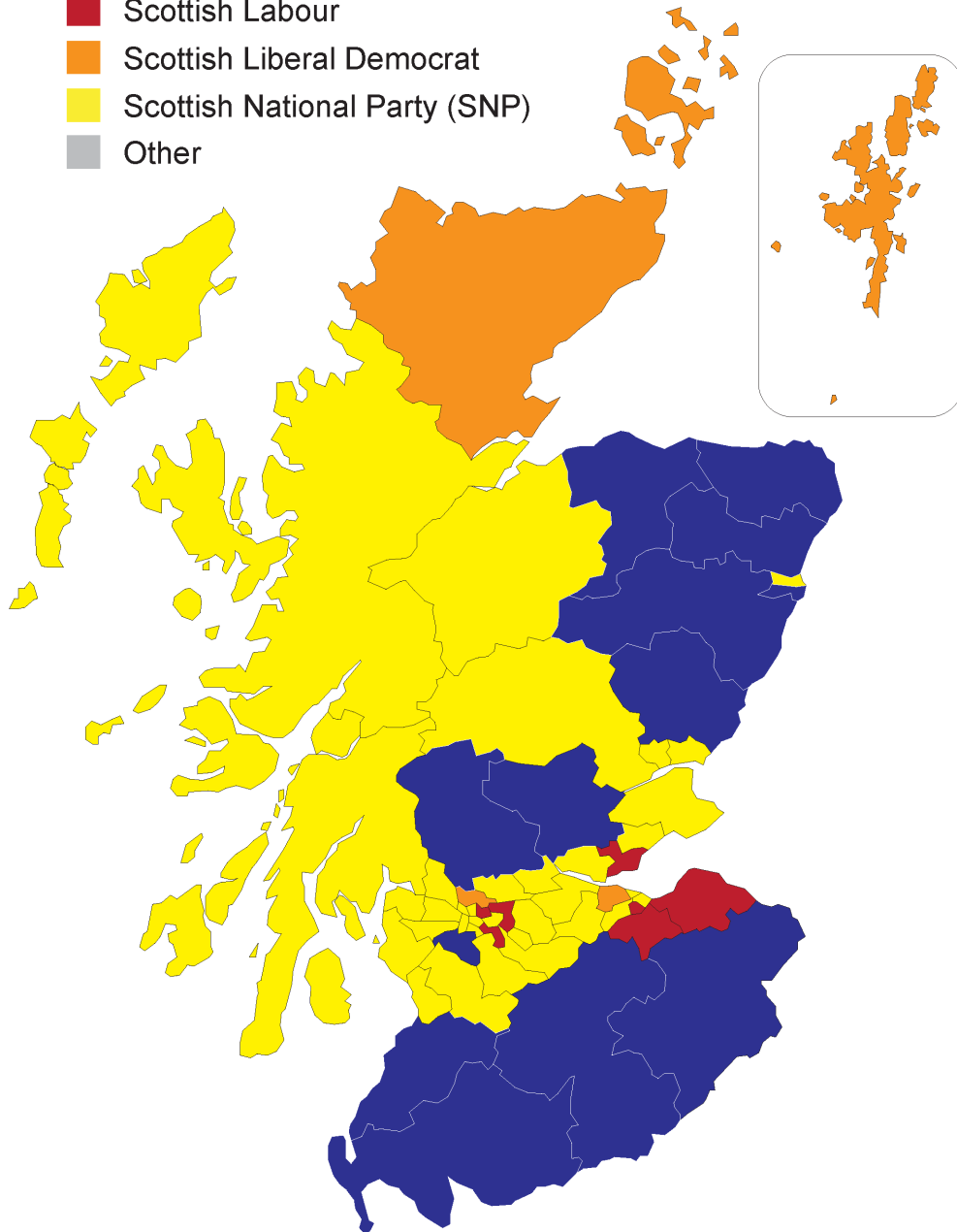
The turnout in Scotland and the UK in the 2017 General Election

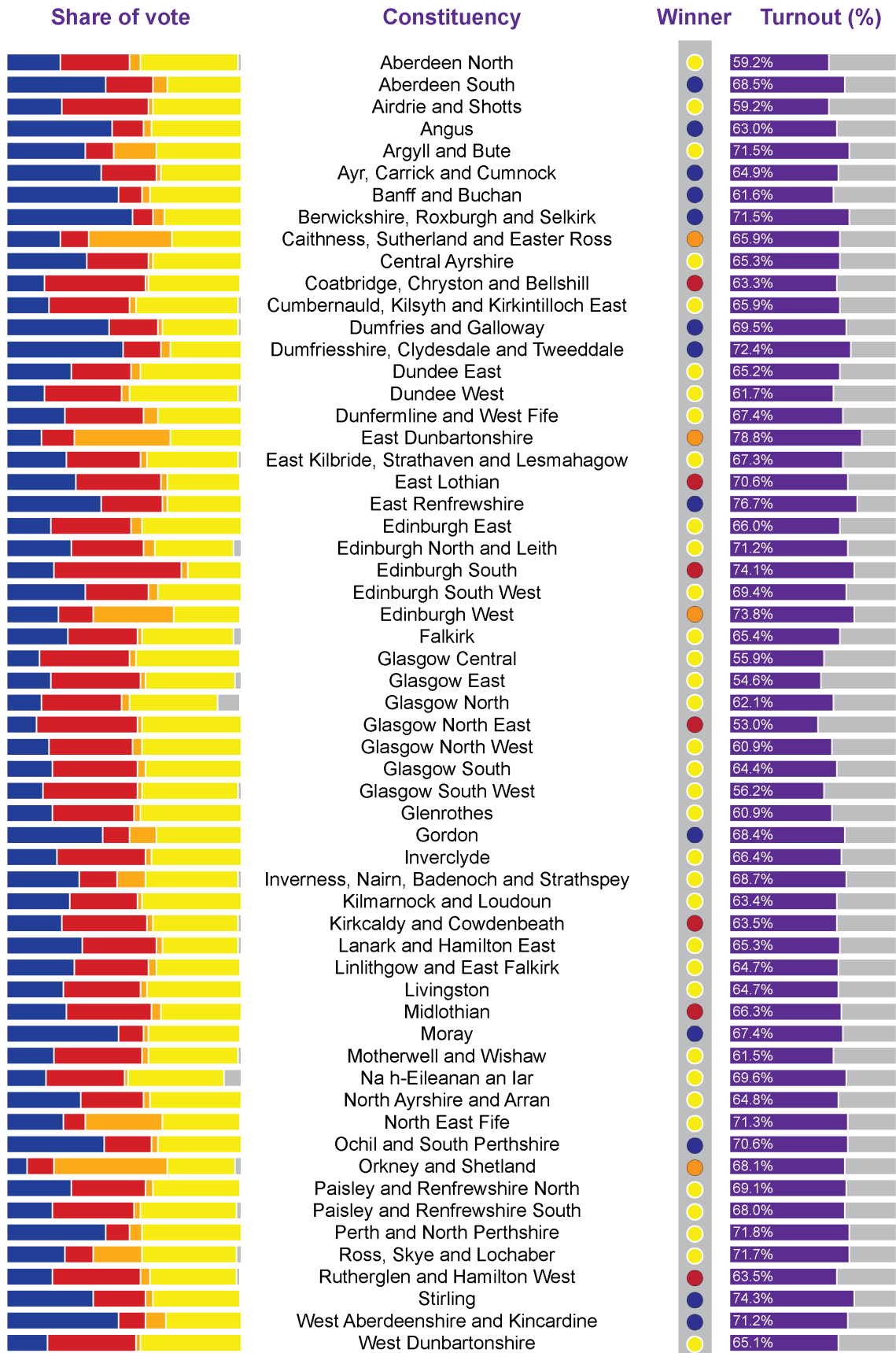


Source: [BBC](#)

What did the results look like by constituency?

- Scottish Conservative and Unionist
- Scottish Labour
- Scottish Liberal Democrat
- Scottish National Party (SNP)
- Other





Scottish Parliament Information Centre (SPICe) Briefings are compiled for the benefit of the Members of the Parliament and their personal staff. Authors are available to discuss the contents of these papers with MSPs and their staff who should contact Andrew Aiton on telephone number 85188 or andrew.aiton@parliament.scot.

Members of the public or external organisations may comment on this briefing by emailing us at SPICe@parliament.scot. However, researchers are unable to enter into personal discussion in relation to SPICe Briefing Papers. If you have any general questions about the work of the Parliament you can email the Parliament's Public Information Service at sp.info@parliament.scot. Every effort is made to ensure that the information contained in SPICe briefings is correct at the time of publication. Readers should be aware however that briefings are not necessarily updated or otherwise amended to reflect subsequent changes.

