



The Scottish Parliament
Pàrlamaid na h-Alba

SPICe

The Information Centre
An t-Ionad Fiosrachaidh

SPICe Briefing
Pàipear-ullachaidh SPICe

Labour market update: October 2019

Andrew Aiton

An overview of the latest labour market statistics for Scotland.



15 October 2019
SB 19-62i

Contents

(Untitled)	3
(Untitled)	4



Labour market update: October 2019

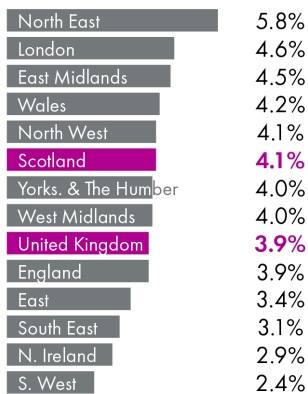
This update provides an overview of the Scottish labour market from the latest regional labour market statistics and UK labour market statistics published by the Office for National Statistics (ONS).

Data covers
Jun-Aug 2019

Unemployment (16+)

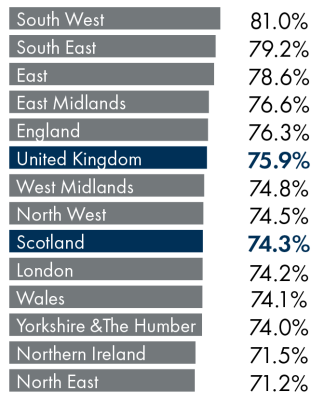
Number of unemployed individuals as a proportion of the total number of economically active people (unemployed + employed).

Across the UK seasonally adjusted



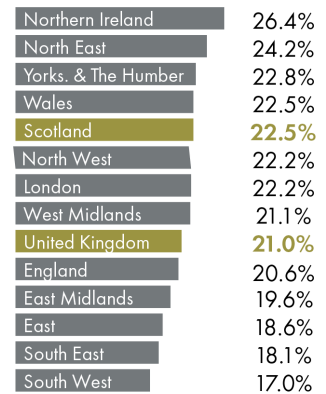
Employment (16-64)

Number of people in employment expressed as a percentage of all people aged 16-64.



Inactivity (16-64)

Number of people economically inactive expressed as a percentage of all people aged 16-64.



Headline figures seasonally adjusted

All people

Jun-Aug 2018: 3.9%
Mar-May 2019: 3.3%
Jun-Aug 2019: 4.1%



Women

3.4% (2018), 2.9% (2019), 3.6% (2019)



Men

4.4% (2018), 3.6% (2019), 4.5% (2019)



Age

Not seasonally adjusted

(Not designated as National Statistics)

Jun-Aug 2018: 74.9%
Mar-May 2019: 75.8%
Jun-Aug 2019: 74.3%

Jun-Aug 2018: 22.0%
Mar-May 2019: 21.6%
Jun-Aug 2019: 22.5%

Jun-Aug 2018: 22.0%
Mar-May 2019: 21.6%
Jun-Aug 2019: 22.5%



71.1% (2018), 72.5% (2019), 71.1% (2019)

79.0% (2018), 79.1% (2019), 77.7% (2019)

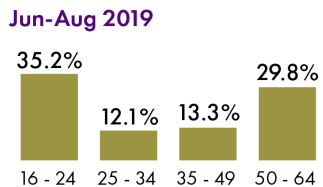
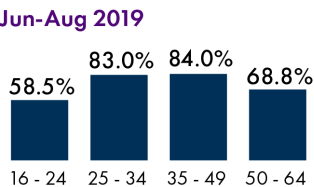
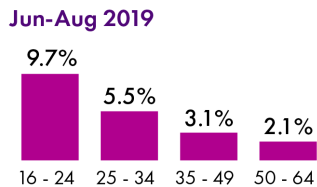
26.4% (2018), 25.2% (2019), 26.2% (2019)



4.4% (2018), 3.6% (2019), 4.5% (2019)

58.5% (2019), 83.0% (2019), 84.0% (2019), 68.8% (2019)

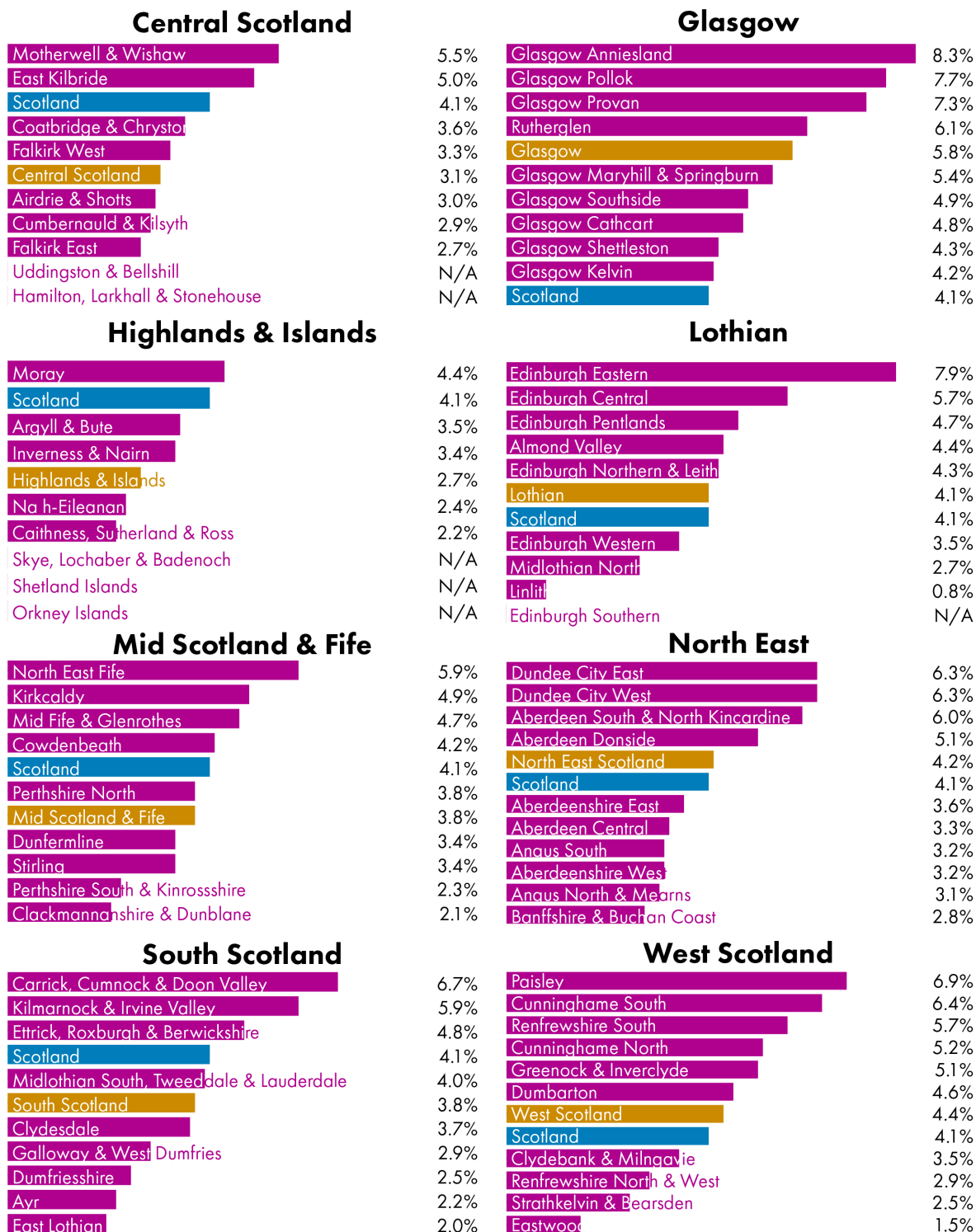
35.2% (2019), 12.1% (2019), 13.3% (2019), 29.8% (2019)



Regional labour market: [Headline indicators for Scotland](#), [Estimates of employment by age](#), [Estimates of unemployment by age](#) and [Estimates of economic inactivity by age](#)

Unemployment rates by Scottish Parliament constituency and region

All data is for - Jul 2018 to Jun 2019



*This data is from the resident analysis of the APS, meaning the rate is for those who live in the constituency.

*The Scotland rate used for this data is different from the earlier quoted figure as it covers a different time period.

The Annual Population Survey via [nomis](#)

You can download the labour market data by [Scottish Parliamentary constituency](#) from the [Scottish Parliament website](#).

Scottish Parliament Information Centre (SPICe) Briefings are compiled for the benefit of the Members of the Parliament and their personal staff. Authors are available to discuss the contents of these papers with MSPs and their staff who should contact Andrew Aiton on telephone number 85188 or andrew.aiton@parliament.scot.

Members of the public or external organisations may comment on this briefing by emailing us at SPICe@parliament.scot. However, researchers are unable to enter into personal discussion in relation to SPICe Briefing Papers. If you have any general questions about the work of the Parliament you can email the Parliament's Public Information Service at sp.info@parliament.scot. Every effort is made to ensure that the information contained in SPICe briefings is correct at the time of publication. Readers should be aware however that briefings are not necessarily updated or otherwise amended to reflect subsequent changes.

