



The Scottish Parliament
Pàrlamaid na h-Alba

SPICe

The Information Centre
An t-Ionad Fiosrachaidh

SPICe Briefing
Pàipear-ullachaidh SPICe

Labour market update: November 2019

Kayleigh Finnigan

An overview of the latest labour
market statistics for Scotland.



EMPLOYMENT APPLICATION FORM

PERSONAL INFORMATION

Last Name

First Name

Address

City

Email address

Phone

12 November 2019
SB 19-70i

Contents

(Untitled)	3
(Untitled)	4

Labour market update: November 2019

This update provides an overview of the Scottish labour market from the latest regional labour market statistics and UK labour market statistics published by the Office for National Statistics (ONS).

Data covers
Jul-Sep 2019

Unemployment (16+)

Number of unemployed individuals as a proportion of the total number of economically active people (unemployed + employed).

Across the UK
seasonally adjusted

North East	5.9%
London	4.5%
East Midlands	4.5%
North West	4.2%
West Midlands	4.1%
Scotland	4.0%
Yorks. & Humber	3.9%
England	3.9%
Wales	3.8%
United Kingdom	3.8%
South East	3.2%
East	3.1%
South West	2.6%
N. Ireland	2.5%

Employment (16-64)

Number of people in employment expressed as a percentage of all people aged 16-64.

South West	81.0%
South East	79.3%
East	78.3%
East Midlands	76.7%
England	76.5%
United Kingdom	76.0%
North West	75.3%
West Midlands	75.1%
London	74.6%
Scotland	74.4%
Wales	73.9%
Yorks. & Humber	73.7%
N.Ireland	72.3%
North East	71.2%

Inactivity (16-64)

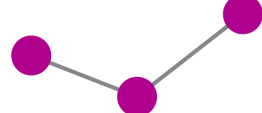
Number of people economically inactive expressed as a percentage of all people aged 16-64.

N. Ireland	25.8%
North East	24.2%
Yorks. & Humber	23.2%
Wales	23.1%
Scotland	22.4%
London	21.8%
West Midlands	21.6%
North West	21.4%
United Kingdom	20.8%
England	20.4%
East Midlands	19.6%
East	19.0%
South East	18.0%
South West	16.8%

Headline figures seasonally adjusted

All people

Jul-Sep 2018	Apr-Jun 2019	Jul-Sep 2019
3.8%	3.6%	4.0%



Women

Jul-Sep 2018	Apr-Jun 2019	Jul-Sep 2019
3.2%	2.9%	3.8%



Men

Jul-Sep 2018	Apr-Jun 2019	Jul-Sep 2019
4.4%	4.4%	4.2%

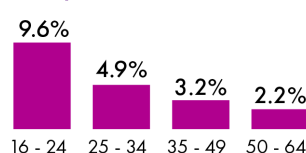


Age

Not seasonally adjusted

(Not designated as National Statistics)

Jul-Sep 2019



Jul-Sep 2018	Apr-Jun 2019	Jul-Sep 2019
75.0%	75.4%	74.4%



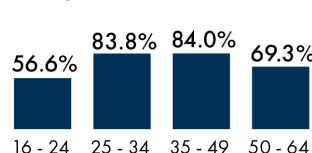
Jul-Sep 2018	Apr-Jun 2019	Jul-Sep 2019
71.1%	72.6%	70.6%



Jul-Sep 2018	Apr-Jun 2019	Jul-Sep 2019
79.0%	78.4%	78.5%



Jul-Sep 2019



Jul-Sep 2018	Apr-Jun 2019	Jul-Sep 2019
22.0%	21.6%	22.4%



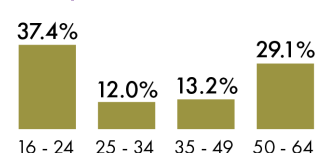
Jul-Sep 2018	Apr-Jun 2019	Jul-Sep 2019
26.5%	25.2%	26.6%



Jul-Sep 2018	Apr-Jun 2019	Jul-Sep 2019
17.3%	17.9%	18.0%



Jul-Sep 2019



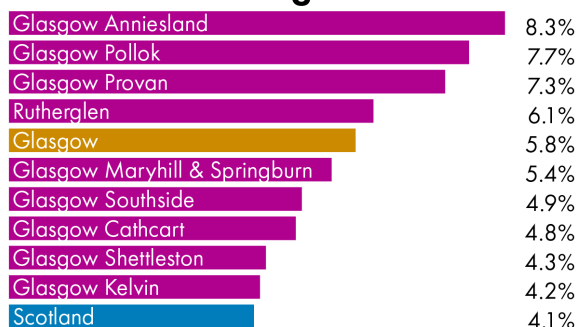
Unemployment rates by Scottish Parliament constituency and region

All data is for - Jul 2018 to Jun 2019

Central Scotland



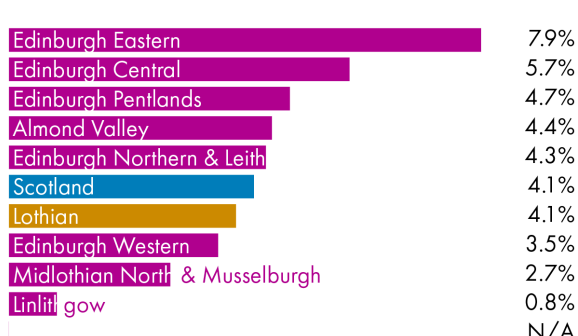
Glasgow



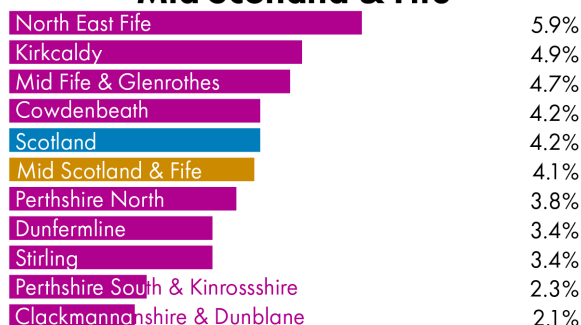
Highlands & Islands




Lothian



Mid Scotland & Fife



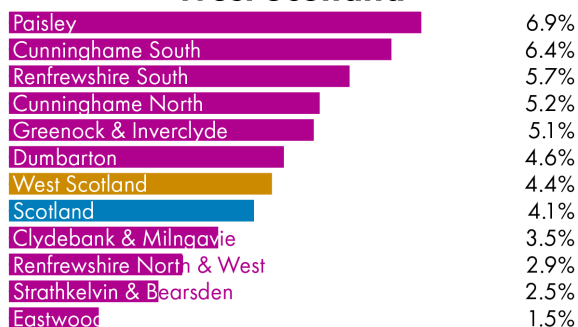
North East



South Scotland



West Scotland



*This data is from the resident analysis of the APS, meaning the rate is for those who live in the constituency.

*The Scotland rate used for this data is different from the earlier quoted figure as it covers a different time period.

Scottish Parliament Information Centre (SPICe) Briefings are compiled for the benefit of the Members of the Parliament and their personal staff. Authors are available to discuss the contents of these papers with MSPs and their staff who should contact Kayleigh Finnigan on telephone number 85368 or Kayleigh.Finnigan@parliament.scot.

Members of the public or external organisations may comment on this briefing by emailing us at SPICe@parliament.scot. However, researchers are unable to enter into personal discussion in relation to SPICe Briefing Papers. If you have any general questions about the work of the Parliament you can email the Parliament's Public Information Service at sp.info@parliament.scot. Every effort is made to ensure that the information contained in SPICe briefings is correct at the time of publication. Readers should be aware however that briefings are not necessarily updated or otherwise amended to reflect subsequent changes.

