



The Scottish Parliament
Pàrlamaid na h-Alba

SPICe

The Information Centre
An t-Ionad Fiosrachaidh

SPICe Briefing
Pàipear-ullachaidh SPICe

Labour market update: November 2020

Andrew Aiton

An overview of the latest labour market statistics for Scotland.



10 November 2020
SB 20-72i

Contents

(Untitled)	3
(Untitled)	4
Data	5



Labour market update: November 2020

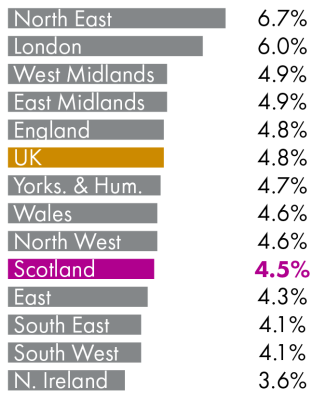
This update provides an overview of the Scottish labour market from the latest regional labour market statistics and UK labour market statistics published by the Office for National Statistics (ONS).

Data covers
Jul-Sep 2020

Unemployment (16+)

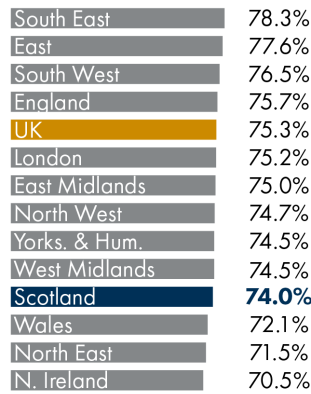
Number of unemployed individuals as a proportion of the total number of economically active people (unemployed + employed).

Across the UK seasonally adjusted



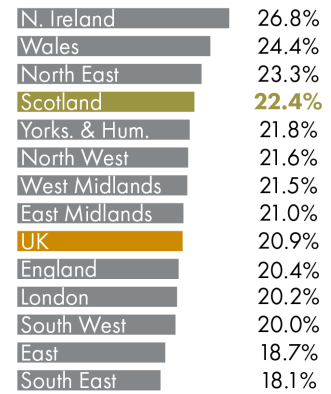
Employment (16-64)

Number of people in employment expressed as a percentage of all people aged 16-64.




Inactivity (16-64)

Number of people economically inactive expressed as a percentage of all people aged 16-64.

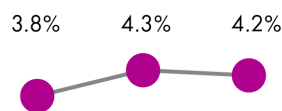


Headline figures seasonally adjusted

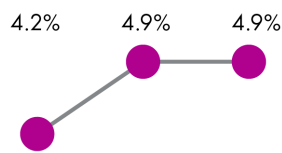
All people



Women



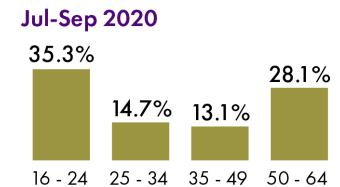
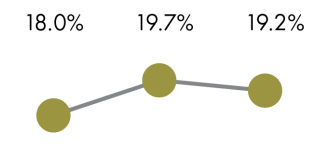
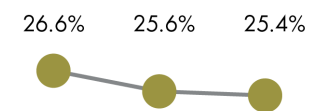

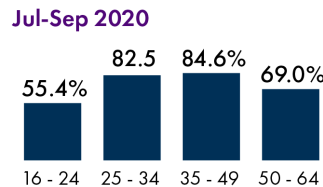
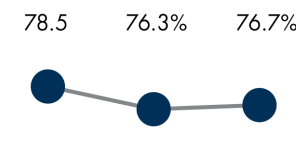
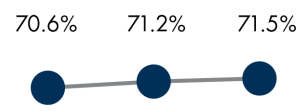
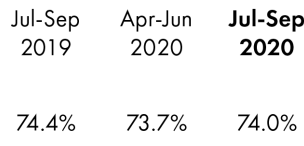
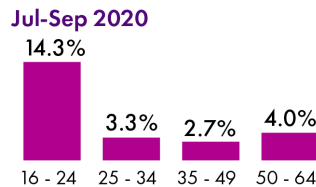
Men



Age

Not seasonally adjusted

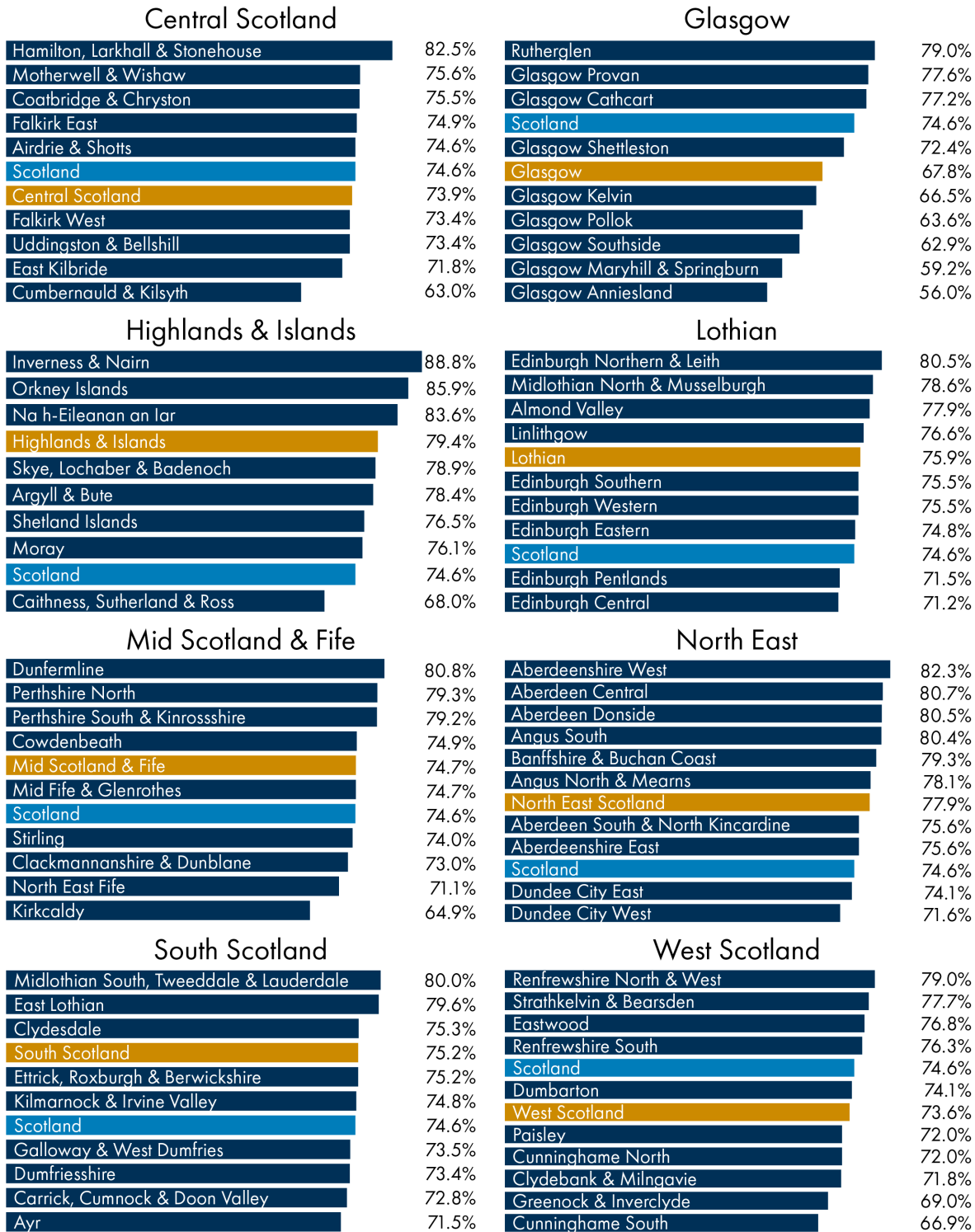
(Not designated as National Statistics)



UK labour market: November 2020 and Labour market in the regions of the UK: November 2020

Employment rates by Scottish Parliament constituency and region

All data is for - Jul 2019-Jun 2020



*This data is from the resident analysis of the APS, meaning the rate is for those who live in the constituency.
 *The Scotland rate used for this data is different from the earlier quoted figure as it covers a different time period.

[Annual Population Survey via nomis](#)

The constituency data is available on [the Scottish Parliament website](#).

Data

Table 1: Unemployment, employment and inactivity rates for nations and regions of the UK - July to September 2020

Area	Employment	Unemployment	Economically inactive
East	77.6	4.3	18.7
East Midlands	75.0	4.9	21.0
England	75.7	4.8	20.4
London	75.2	6.0	20.2
North East	71.5	6.7	23.3
North West	74.7	4.6	21.6
Northern Ireland	70.5	3.6	26.8
Scotland	74.0	4.5	22.4
South East	78.3	4.1	18.1
South West	76.5	4.1	20.0
United Kingdom	75.3	4.8	20.9
Wales	72.1	4.6	24.4
West Midlands	74.5	4.9	21.5
Yorkshire and The Humber	74.5	4.7	21.8

Table 2: Overall unemployment, employment and inactivity rate - July to September 2020

	Current quarter	Previous quarter	Same quarter last year
Unemployment (16+)	4.5	4.6	4.0
Employment (16-64)	74.0	73.7	74.4
Inactivity (16-64)	22.4	22.7	22.4

[Labour market in the regions of the UK: November 2020](#)

Table 3: Unemployment, employment and inactivity rates for women - July to September 2020

	Current quarter	Previous quarter	Same quarter last year
Unemployment (16+)	4.2	4.3	3.8
Employment (16-64)	71.5	71.2	70.6
Inactivity (16-64)	25.4	25.6	26.6

[Labour market in the regions of the UK: November 2020](#)

Table 4: Unemployment, employment and inactivity rates for men - July to September 2020

Men	Current quarter	Previous quarter	Same quarter last year
Unemployment (16+)	4.9	4.9	4.2
Employment (16-64)	76.7	76.3	78.5
Inactivity (16-64)	19.2	19.7	18.0

[Labour market in the regions of the UK: November 2020](#)

Table 5: Unemployment, employment and inactivity rates by age - July to September 2020

	16 - 24	25 - 34	35 - 49	50 - 64
Unemployment	14.3	3.3	2.7	4.0
Employment	55.4	82.5	84.6	69.0
Inactivity	35.3	14.7	131	28.1

[Labour market in the regions of the UK: November 2020](#)

Scottish Parliament Information Centre (SPICe) Briefings are compiled for the benefit of the Members of the Parliament and their personal staff. Authors are available to discuss the contents of these papers with MSPs and their staff who should contact Andrew Aiton on telephone number 85188 or andrew.aiton@parliament.scot.

Members of the public or external organisations may comment on this briefing by emailing us at SPICe@parliament.scot. However, researchers are unable to enter into personal discussion in relation to SPICe Briefing Papers. If you have any general questions about the work of the Parliament you can email the Parliament's Public Information Service at sp.info@parliament.scot. Every effort is made to ensure that the information contained in SPICe briefings is correct at the time of publication. Readers should be aware however that briefings are not necessarily updated or otherwise amended to reflect subsequent changes.

