



The Scottish Parliament  
Pàrlamaid na h-Alba

SPICe

The Information Centre  
An t-Ionad Fiosrachaidh

SPICe Briefing  
Pàipear-ullachaidh SPICe

# Labour market update: July 2020

Andrew Aiton

An overview of the latest labour market statistics for Scotland.



16 July 2020  
SB 20-44i

# Contents

(Untitled)	<hr/>	3
------------	-------	---



# Labour market update: July 2020

This update provides an overview of the Scottish labour market from the latest regional labour market statistics and UK labour market statistics published by the Office for National Statistics (ONS).

Data covers  
Mar-May 2020

## Unemployment (16+)

Number of unemployed individuals as a proportion of the total number of economically active people (unemployed + employed).

Across the UK seasonally adjusted

London	5.1%
North East	5.0%
West Midlands	4.9%
<b>Scotland</b>	<b>4.3%</b>
England	4.0%
East Midlands	4.0%
UK	3.9%
North West	3.8%
Yorks. & Hum.	3.8%
East	3.6%
South West	3.4%
South East	3.0%
Wales	2.7%
N. Ire.	2.4%

## Employment (16-64)

Number of people in employment expressed as a percentage of all people aged 16-64.

South East	79.7%
South West	78.8%
East	78.3%
East Midlands	77.7%
England	76.8%
UK	76.4%
North West	75.8%
London	75.7%
West Midlands	74.9%
Wales	74.8%
North East	74.8%
Yorks. & Hum.	74.4%
<b>Scotland</b>	<b>74.1%</b>
Northern Ireland	71.6%

## Inactivity (16-64)

Number of people economically inactive expressed as a percentage of all people aged 16-64.

Northern Ireland	26.6%
Wales	23.1%
Yorks. & Hum.	22.6%
<b>Scotland</b>	<b>22.4%</b>
North East	21.4%
North West	21.2%
West Midlands	21.2%
UK	20.4%
London	20.2%
England	19.9%
East Midlands	19.0%
East	18.7%
South West	18.3%
South East	17.8%

## Headline figures seasonally adjusted

### All people

	Mar-May 2019	Dec-Feb 2020	Mar-May 2020
Unemployment	3.3%	3.7%	4.3%
Employment	75.8%	75.4%	74.1%
Inactivity	21.6%	21.6%	22.4%

### Women

	Mar-May 2019	Dec-Feb 2020	Mar-May 2020
Unemployment	2.9%	3.6%	4.4%
Employment	72.5%	72.4%	71.7%
Inactivity	25.2%	24.8%	25.0%

### Men

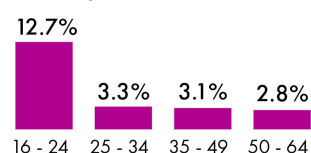
	Mar-May 2019	Dec-Feb 2020	Mar-May 2020
Unemployment	3.6%	3.9%	4.3%
Employment	79.1%	78.4%	76.7%
Inactivity	17.8%	18.3%	19.7%

## Age

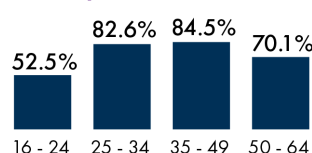
Not seasonally adjusted

(Not designated as National Statistics)

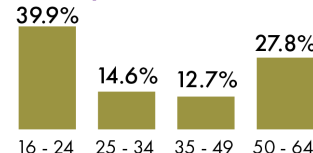
### Mar-May 2020



### Mar-May 2020



### Mar-May 2020



Regional labour market: [Headline indicators for Scotland](#), [Estimates of employment by age](#), [Estimates of unemployment by age](#) and [Estimates of economic inactivity by age](#)

Scottish Parliament Information Centre (SPICe) Briefings are compiled for the benefit of the Members of the Parliament and their personal staff. Authors are available to discuss the contents of these papers with MSPs and their staff who should contact Andrew Aiton on telephone number 85188 or [andrew.aiton@parliament.scot](mailto:andrew.aiton@parliament.scot).

Members of the public or external organisations may comment on this briefing by emailing us at [SPICe@parliament.scot](mailto:SPICe@parliament.scot). However, researchers are unable to enter into personal discussion in relation to SPICe Briefing Papers. If you have any general questions about the work of the Parliament you can email the Parliament's Public Information Service at [sp.info@parliament.scot](mailto:sp.info@parliament.scot). Every effort is made to ensure that the information contained in SPICe briefings is correct at the time of publication. Readers should be aware however that briefings are not necessarily updated or otherwise amended to reflect subsequent changes.

