



The Scottish Parliament  
Pàrlamaid na h-Alba

SPICe

The Information Centre  
An t-Ionad Fiosrachaidh

SPICe Briefing  
Pàipear-ullachaidh SPICe

# Labour market update: August 2020

Kayleigh Finnigan

An overview of the latest labour market statistics for Scotland.



11 August 2020  
SB 20-52i

# Contents

(Untitled)	<hr/>	3
------------	-------	---



**SPICe** The Information Centre  
An t-Ionad Fiosrachaidh

SB20-52i

# Labour market update: August 2020

This update provides an overview of the Scottish labour market from the latest regional labour market statistics and UK labour market statistics published by the Office for National Statistics (ONS).

Data covers  
Apr-Jun 2020

## Unemployment (16+)

Number of unemployed individuals as a proportion of the total number of economically active people (unemployed + employed).

**Across the UK**  
seasonally adjusted

North East	5.2%
London	4.6%
<b>Scotland</b>	<b>4.5%</b>
West Midlands	4.4%
East Midlands	4.3%
England	4.0%
<b>United Kingdom</b>	<b>3.9%</b>
East	3.8%
Yorks. & Hum.	3.8%
South West	3.6%
North West	3.5%
South East	3.3%
Wales	2.7%
N. Ireland	2.5%

## Employment (16-64)

Number of people in employment expressed as a percentage of all people aged 16-64.

South East	79.7%
South West	78.1%
East	77.9%
East Midlands	77.3%
England	76.9%
London	76.5%
<b>United Kingdom</b>	<b>76.4%</b>
North West	76.2%
Wales	75.3%
West Midlands	75.0%
Yorks. & Hum.	74.4%
<b>Scotland</b>	<b>74.3%</b>
North East	74.3%
N. Ireland	71.7%

## Inactivity (16-64)

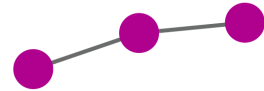
Number of people economically inactive expressed as a percentage of all people aged 16-64.

N. Ireland	26.4%
Yorks. & Hum.	22.6%
Wales	22.6%
<b>Scotland</b>	<b>22.2%</b>
North East	21.8%
West Midlands	21.4%
North West	21.0%
<b>United Kingdom</b>	<b>20.4%</b>
England	19.9%
London	19.7%
East Midlands	19.1%
East	18.9%
South West	18.9%
South East	17.5%

## Headline figures seasonally adjusted

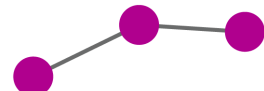
### All people

Apr-Jun 2019: 3.6%  
Mar-May 2020: 4.3%  
Apr-Jun 2020: 4.5%



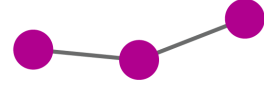
### Women

Apr-Jun 2019: 2.9%  
Mar-May 2020: 4.4%  
Apr-Jun 2020: 4.2%



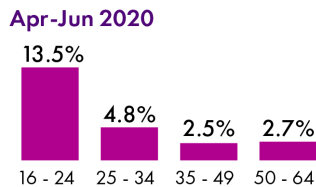
### Men

Apr-Jun 2019: 4.4%  
Mar-May 2020: 4.3%  
Apr-Jun 2020: 4.7%

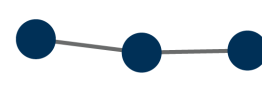


## Age Not seasonally adjusted

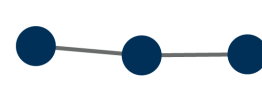
(Not designated as National Statistics)



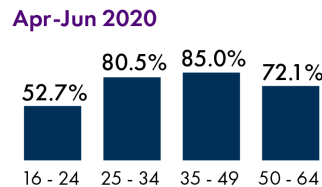
Apr-Jun 2019: 75.4%  
Mar-May 2020: 74.1%  
Apr-Jun 2020: 74.3%



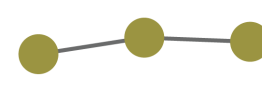
Apr-Jun 2019: 72.6%  
Mar-May 2020: 71.7%  
Apr-Jun 2020: 71.8%



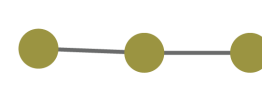
Apr-Jun 2019: 78.4%  
Mar-May 2020: 76.7%  
Apr-Jun 2020: 76.9%



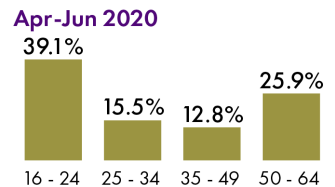
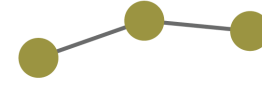
Apr-Jun 2019: 21.6%  
Mar-May 2020: 22.4%  
Apr-Jun 2020: 22.2%



Apr-Jun 2019: 25.2%  
Mar-May 2020: 25.0%  
Apr-Jun 2020: 25.0%



Apr-Jun 2019: 17.9%  
Mar-May 2020: 19.7%  
Apr-Jun 2020: 19.2%



Scottish Parliament Information Centre (SPICe) Briefings are compiled for the benefit of the Members of the Parliament and their personal staff. Authors are available to discuss the contents of these papers with MSPs and their staff who should contact Kayleigh Finnigan on telephone number 85368 or [Kayleigh.Finnigan@parliament.scot](mailto:Kayleigh.Finnigan@parliament.scot).

Members of the public or external organisations may comment on this briefing by emailing us at [SPICe@parliament.scot](mailto:SPICe@parliament.scot). However, researchers are unable to enter into personal discussion in relation to SPICe Briefing Papers. If you have any general questions about the work of the Parliament you can email the Parliament's Public Information Service at [sp.info@parliament.scot](mailto:sp.info@parliament.scot). Every effort is made to ensure that the information contained in SPICe briefings is correct at the time of publication. Readers should be aware however that briefings are not necessarily updated or otherwise amended to reflect subsequent changes.

