



The Scottish Parliament  
Pàrlamaid na h-Alba

SPICe

The Information Centre  
An t-Ionad Fiosrachaidh

SPICe Briefing  
Pàipear-ullachaidh SPICe

# Labour market update: January 2021

Andrew Aiton

This infographic looks at the latest labour market data for Scotland from the Office for National Statistics.



26 January 2021  
SB 21-03i

# Contents

<b>(Untitled)</b>	<b>3</b>
<b>(Untitled)</b>	<b>4</b>
<b>Data</b>	<b>5</b>



**SPICe** The Information Centre  
An t-Ionad Fiosrachaidh

SB 21-03i

# Labour market update: January 2021

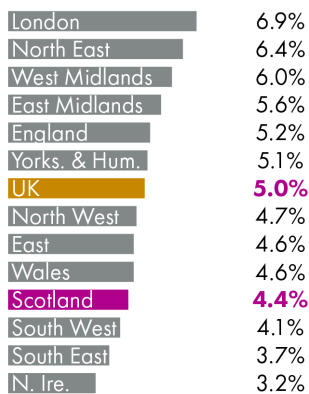
This update provides an overview of the Scottish labour market from the latest regional labour market statistics and UK labour market statistics published by the Office for National Statistics (ONS).

Data covers  
Sep-Nov 2020

## Unemployment (16+)

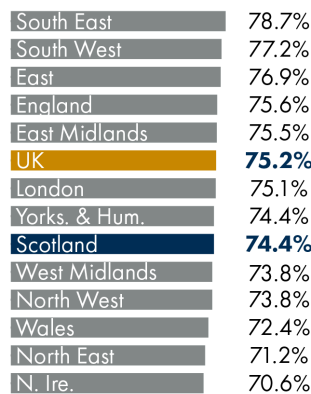
Number of unemployed individuals as a proportion of the total number of economically active people (unemployed + employed).

**Across the UK**  
seasonally adjusted



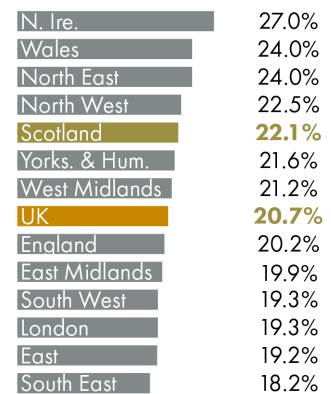
## Employment (16-64)

Number of people in employment expressed as a percentage of all people aged 16-64.



## Inactivity (16-64)

Number of people economically inactive expressed as a percentage of all people aged 16-64.



## Scottish headline figures

**All people**  
Seasonally adjusted

Sep-Nov 2019: 3.8%  
Aug-Oct 2020: 4.5%  
Sep-Nov 2020: 4.4%




**Women**  
Seasonally adjusted

Sep-Nov 2019: 3.7%  
Aug-Oct 2020: 4.4%  
Sep-Nov 2020: 3.4%



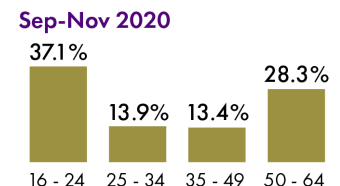
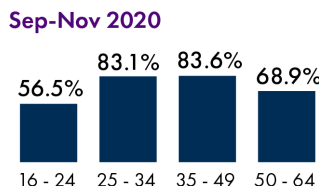
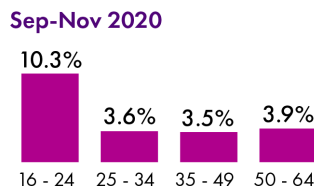
**Men**  
Seasonally adjusted

Sep-Nov 2019: 3.9%  
Aug-Oct 2020: 4.6%  
Sep-Nov 2020: 5.4%



**Age**  
Not seasonally adjusted

(Not designated as National Statistics)

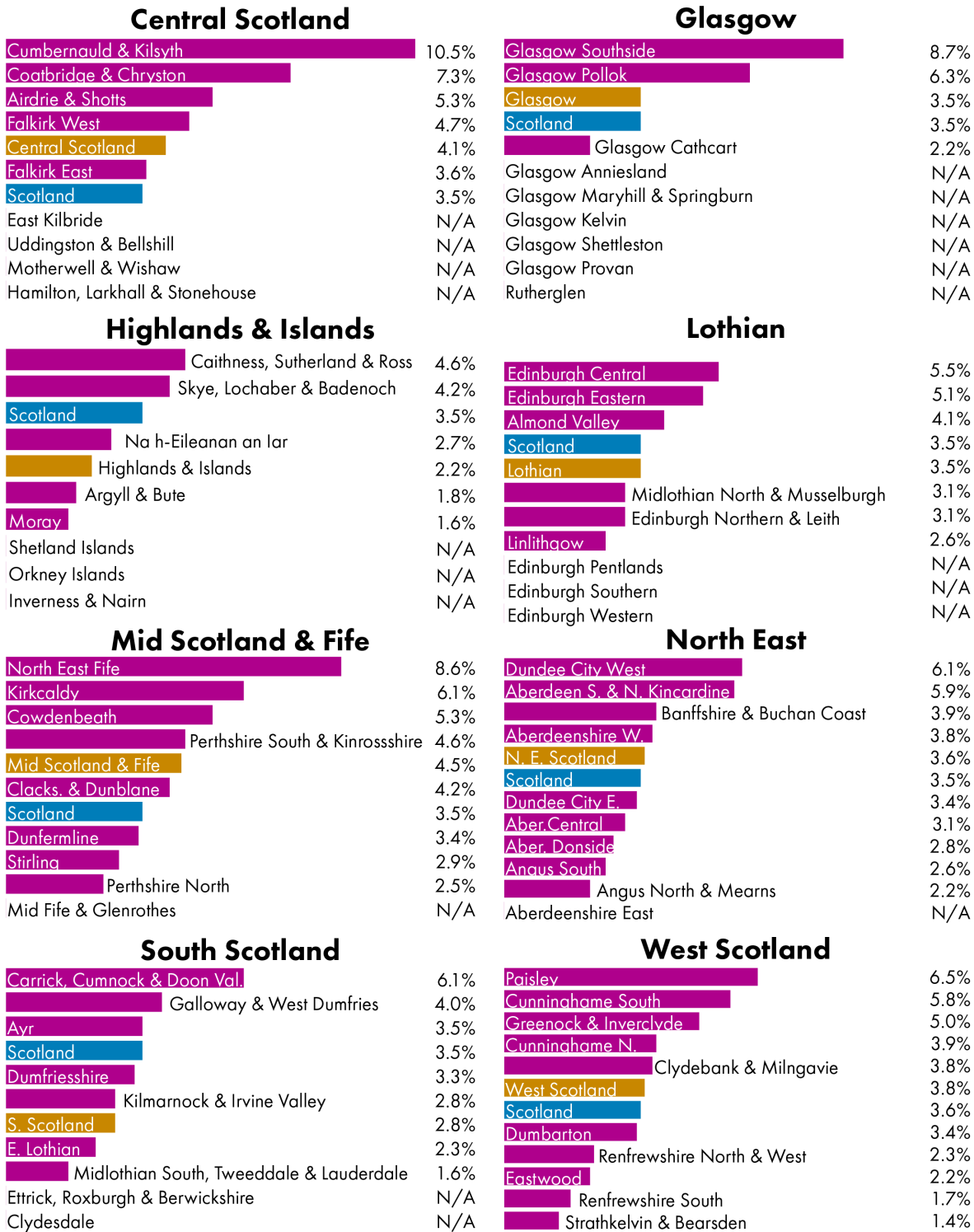


The estimates by age are based on a small sample size. This may result in less precise estimates, which should be used with caution.

Source: [Labour market in the regions of the UK: January 2021](#) and [UK labour market: January 2021](#)

# Unemployment rates by Scottish Parliament constituency and region

All data is for - Oct 2019-Sep 2020



\*This data is from the resident analysis of the APS, meaning the rate is for those who live in the constituency.  
 \*The Scotland rate used for this data is different from the earlier quoted figure as it covers a different time period.

Source: [Annual Population Survey via nomis](#)

# Data

**Table 1: labour market indicators rates by nation and region of the UK (%)**

	Employment	Unemployment	Economically inactive
East	76.9	4.6	19.2
East Midlands	75.5	5.6	19.9
England	75.6	5.2	20.2
London	75.1	6.9	19.3
North East	71.2	6.4	24.0
North West	73.8	4.7	22.5
Northern Ireland	70.6	3.2	27.0
Scotland	74.4	4.4	22.1
South East	78.7	3.7	18.2
South West	77.2	4.1	19.3
United Kingdom	75.2	5.0	20.7
Wales	72.4	4.6	24.0
West Midlands	73.8	6.0	21.2
Yorkshire and The Humber	74.4	5.1	21.6

Source: [UK labour market: January 2021](#)

**Table 2: labour market indicators rates for all people in Scotland (%)**

All	Latest quarter	Last quarter	Same quarter last year
Unemployment	4.4	4.5	3.8
Employment	74.4	73.9	74.3
Economic inactivity	21.1	22.6	22.7

Source: [Labour market in the regions of the UK: January 2021](#)

**Table 3: labour market indicators rates for women in Scotland (%)**

	Latest quarter	Last quarter	Same quarter last year
Unemployment	3.4	4.4	3.7
Employment	72.4	71.2	70.6
Economic inactivity	25.0	25.6	26.6

Source: [Labour market in the regions of the UK: January 2021](#)

**Table 4: labour market indicators rates for men in Scotland (%)**

	Latest quarter	Last quarter	Same quarter last year
Unemployment	5.4	4.6	3.9
Employment	76.5	71.2	70.6
Economic inactivity	19.1	19.4	18.6

Source: [Labour market in the regions of the UK: December 2020](#)

**Table 5: labour market indicators rates by age in Scotland (%)**

	16-24	35-34	35-49	50-64
Unemployment	10.3	3.6	3.5	3.9
Employment	56.5	83.1	83.6	68.9
Economic inactivity	37.1	13.9	14.3	28.3

Source: [Labour market in the regions of the UK: January 2021](#)

Scottish Parliament Information Centre (SPICe) Briefings are compiled for the benefit of the Members of the Parliament and their personal staff. Authors are available to discuss the contents of these papers with MSPs and their staff who should contact Andrew Aiton on telephone number 85188 or [andrew.aiton@parliament.scot](mailto:andrew.aiton@parliament.scot).

Members of the public or external organisations may comment on this briefing by emailing us at [SPICe@parliament.scot](mailto:SPICe@parliament.scot). However, researchers are unable to enter into personal discussion in relation to SPICe Briefing Papers. If you have any general questions about the work of the Parliament you can email the Parliament's Public Information Service at [sp.info@parliament.scot](mailto:sp.info@parliament.scot). Every effort is made to ensure that the information contained in SPICe briefings is correct at the time of publication. Readers should be aware however that briefings are not necessarily updated or otherwise amended to reflect subsequent changes.

