



The Scottish Parliament
Pàrlamaid na h-Alba

SPICe

The Information Centre
An t-Ionad Fiosrachaidh

SPICe Briefing
Pàipear-ullachaidh SPICe

Labour market update: August 2021

Kayleigh Finnigan

This infographic looks at the latest labour market data for Scotland from the Office for National Statistics.



17 August 2021
SB 21-51i

Contents

(Untitled)	3
(Untitled)	4
Data	5



Labour market update: August 2021

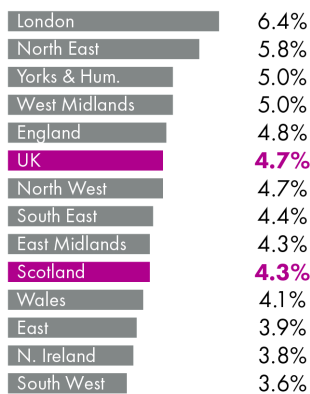
This update provides an overview of the Scottish labour market from the latest regional labour market statistics and UK labour market statistics published by the Office for National Statistics (ONS).

Data covers
Apr-Jun 2021

Unemployment (16+)

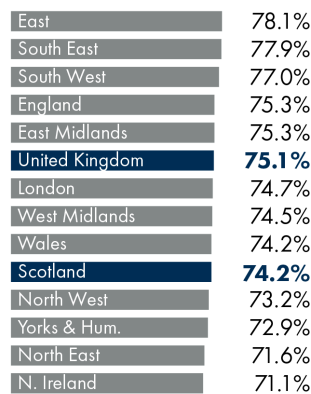
Number of unemployed individuals as a proportion of the total number of economically active people (unemployed + employed).

Across the UK seasonally adjusted



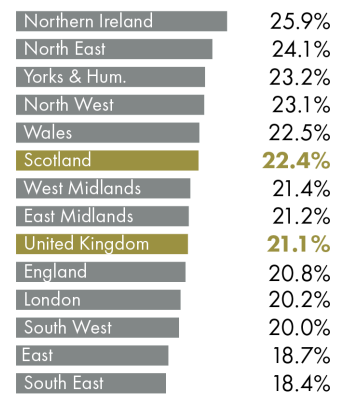
Employment (16-64)

Number of people in employment expressed as a percentage of all people aged 16-64.



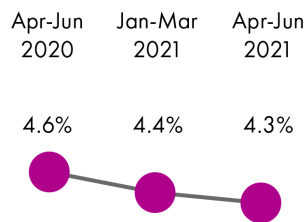
Inactivity (16-64)

Number of people economically inactive expressed as a percentage of all people aged 16-64.

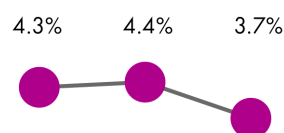


Headline figures seasonally adjusted

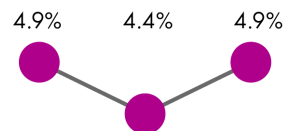
People



Women



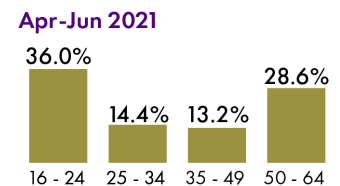
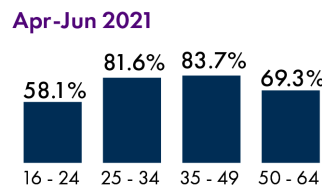
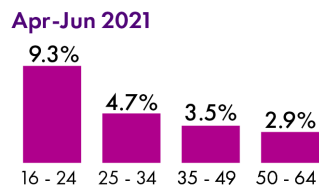
Men



Age

Not seasonally adjusted

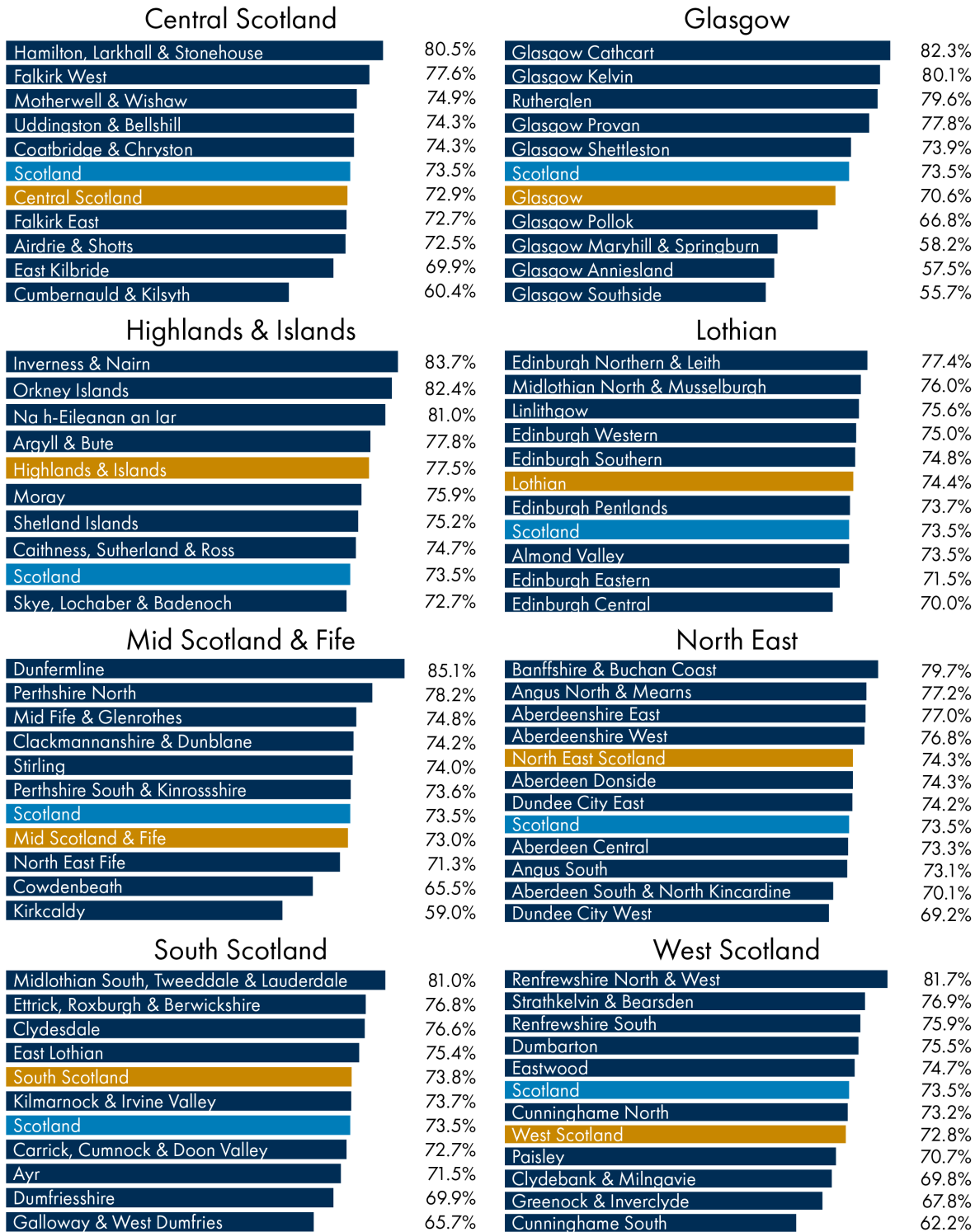
(Not designated as National Statistics)



Source: Labour market overview, UK: August 2021 and Labour market in the regions of the UK: July 2021

Employment rates by Scottish Parliament constituency and region

All data is for - Jan 2020 to Dec 2020



*This data is from the resident analysis of the APS, meaning the rate is for those who live in the constituency.
 *The Scotland rate used for this data is different from the earlier quoted figure as it covers a different time period.

Source: Annual Population Survey via NOMIS

Data

Table 1: labour market indicators rates by nation and region of the UK (%)

	Employment	Unemployment	Inactivity
East	78.1	4.1	18.7
East Midlands	75.3	4.7	21.2
England	75.3	4.8	20.8
London	74.7	6.4	20.2
North East	71.6	5.8	24.1
North West	73.2	4.7	23.1
Northern Ireland	71.1	3.6	25.9
Scotland	74.2	4.3	22.4
South East	77.9	4.3	18.4
South West	77	3.8	20
United Kingdom	75.1	4.4	21.1
Wales	74.2	3.9	22.5
West Midlands	74.5	5	21.4
Yorkshire and The Humber	72.9	5	23.2

Source: [Labour market over view, UK: August 2021](#)

Table 2: labour market indicators rates for all people in Scotland (%)

	Same quarter previous year	Previous quarter	Latest quarter
Unemployment	4.6	4.4	4.3
Employment	73.8	74.3	74.2
Inactivity	22.5	22.2	22.4

Source: [Labour market in the regions of the UK: July 2021](#)

Table 3: labour market indicators rates for women in Scotland (%)

	Same quarter previous year	Previous quarter	Latest quarter
Unemployment	4.3	4.4	3.7
Employment	71.3	72.0	72.4
Inactivity	25.4	24.6	24.7

Source: [Labour market in the regions of the UK: July 2021](#)

Table 4: labour market indicators rates for men in Scotland (%)

	Same quarter previous year	Previous quarter	Latest quarter
Unemployment	4.9	4.4	4.9
Employment	76.5	76.7	76.1
Inactivity	19.5	19.7	19.9

Source: [Labour market in the regions of the UK: July 2021](#)

Table 5: labour market indicators rates by age in Scotland (%)

	16 - 24	25 - 34	35 - 49	50 - 64
Employment	58.1	81.6	83.7	69.3
Unemployment	9.3	4.7	3.5	2.9
Inactivity	36.0	14.4	13.2	28.6

Source: [Labour market in the regions of the UK: July 2021](#)

Scottish Parliament Information Centre (SPICe) Briefings are compiled for the benefit of the Members of the Parliament and their personal staff. Authors are available to discuss the contents of these papers with MSPs and their staff who should contact Andrew Aiton on telephone number 85188 or andrew.aiton@parliament.scot.

Members of the public or external organisations may comment on this briefing by emailing us at SPICe@parliament.scot. However, researchers are unable to enter into personal discussion in relation to SPICe Briefing Papers. If you have any general questions about the work of the Parliament you can email the Parliament's Public Information Service at sp.info@parliament.scot. Every effort is made to ensure that the information contained in SPICe briefings is correct at the time of publication. Readers should be aware however that briefings are not necessarily updated or otherwise amended to reflect subsequent changes.

