



The Scottish Parliament
Pàrlamaid na h-Alba

SPICe

The Information Centre
An t-Ionad Fiosrachaidh

SPICe Briefing

Pàipear-ullachaidh SPICe

Labour market update: March 2022

Fraser Murray

This infographic looks at the latest labour market data for Scotland from the Office for National Statistics.



15 March 2022
SB 22-18i

Contents

(Untitled)	3
(Untitled)	4
Data	5

Labour market update: March 2022

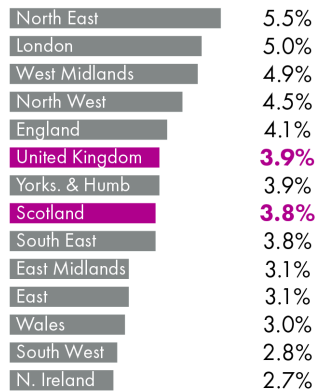
This update provides an overview of the Scottish labour market from the latest regional labour market statistics and UK labour market statistics published by the Office for National Statistics (ONS).

Data covers
Nov-Jan 2022

Unemployment (16+)

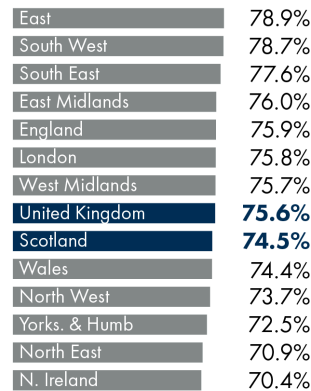
Number of unemployed individuals as a proportion of the total number of economically active people (unemployed + employed).

Across the UK
seasonally adjusted



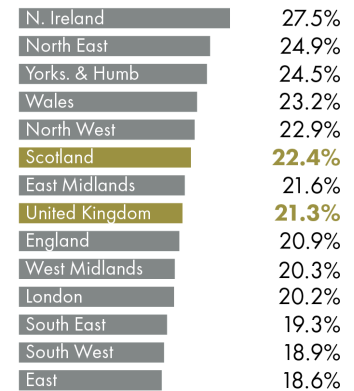
Employment (16-64)

Number of people in employment expressed as a percentage of all people aged 16-64.



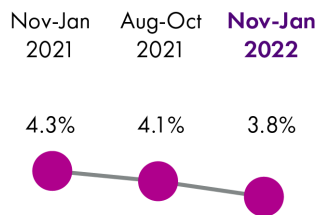
Inactivity (16-64)

Number of people economically inactive expressed as a percentage of all people aged 16-64.

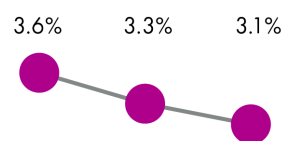


Headline figures
seasonally adjusted

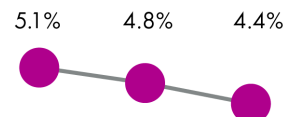
All people



Women



Men

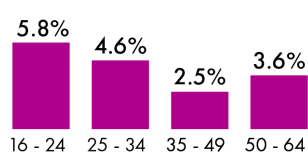


Age

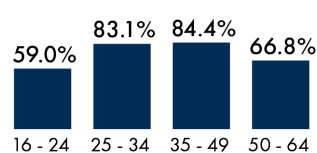
Not seasonally adjusted

(Not designated as National Statistics)

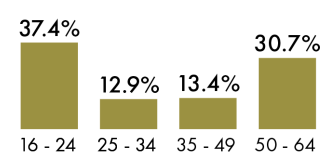
Nov-Jan 2022



Nov-Jan 2022



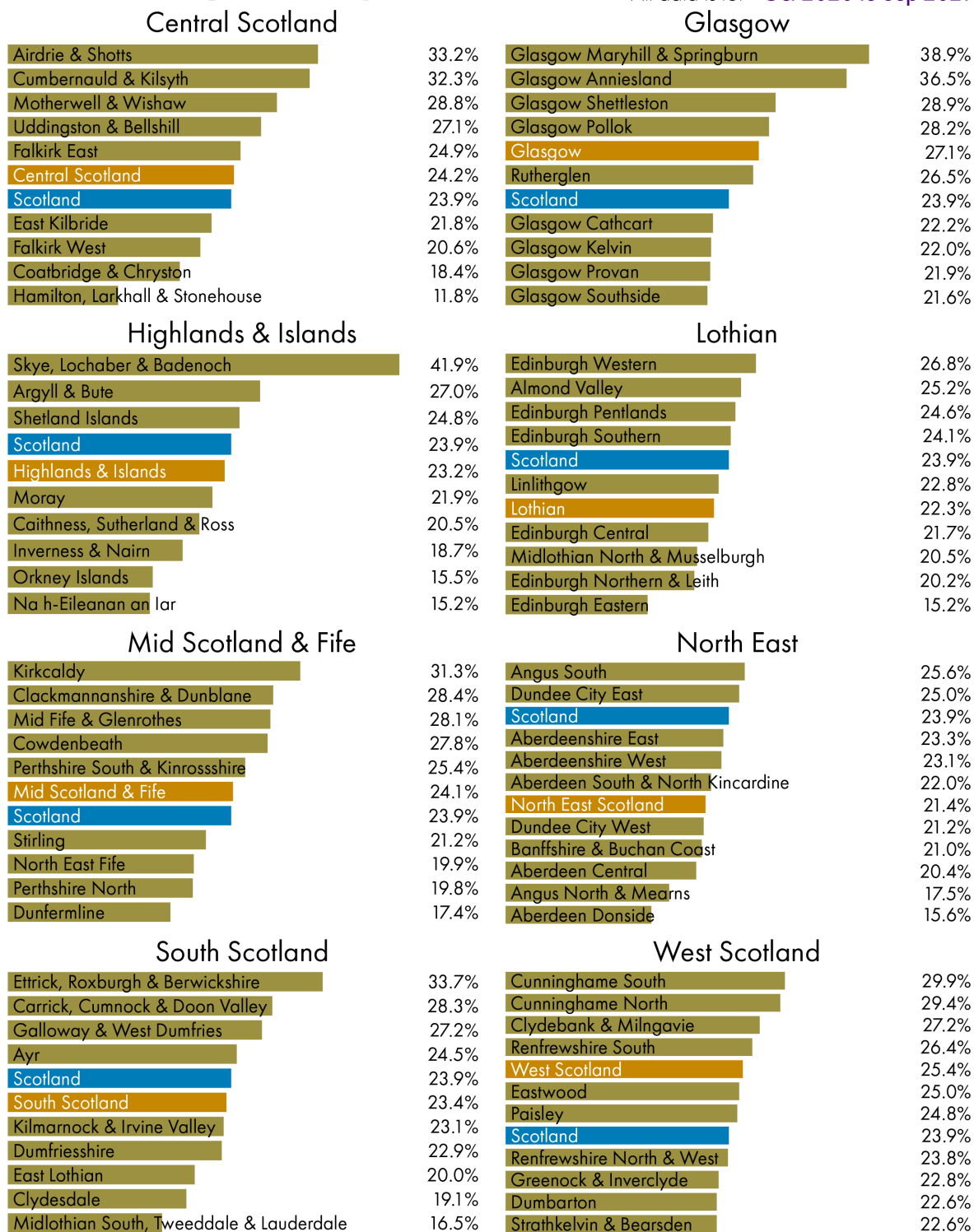
Nov-Jan 2022



Source: [UK labour market: March 2022](#) and [Labour market in the regions of the UK: March 2022](#)

Economic inactivity rates by Scottish Parliament constituency and region

All data is for - Oct 2020 to Sep 2021



*This data is from the resident analysis of the APS, meaning the rate is for those who live in the constituency.

*The Scotland rate used for this data is different from the earlier quoted figure as it covers a different time period.

*The data for constituencies should be used with caution due to uncertainty of the data at smaller geographies

Source: [nomis](#)

Data

Table 1: labour market indicators rates by nation and region of the UK (%)

Area	Employment	Unemployment	Economically inactive
United Kingdom	75.6	3.9	21.3
England	75.9	4.1	20.9
North East	70.9	5.5	24.9
North West	73.7	4.5	22.9
Yorkshire and The Humber	72.5	3.9	24.5
East Midlands	76.0	3.1	21.6
West Midlands	75.7	4.9	20.3
East	78.9	3.1	18.6
London	75.8	5.0	20.2
South East	77.6	3.8	19.3
South West	78.7	2.8	18.9
Wales	74.4	3.0	23.2
Scotland	74.5	3.8	22.4
Northern Ireland	70.4	2.7	27.5

Source: [UK labour market: March 2022](#)

Table 2: labour market indicators rates for all people in Scotland (%)

	Same quarter previous year	Previous quarter	Latest quarter
Unemployment	4.3	4.1	3.8
Employment	73.9	74.6	74.5
Inactivity	22.7	22.1	22.4

Source: [Labour market in the regions of the UK: March 2022](#)

Table 3: labour market indicators rates for women in Scotland (%)

	Same quarter previous year	Previous quarter	Latest quarter
Unemployment	3.6	3.3	3.1
Employment	72.4	73.0	72.8
Inactivity	24.9	24.4	24.8

Source: [Labour market in the regions of the UK: March 2022](#)

Table 4: labour market indicators rates for men in Scotland (%)

	Same quarter previous year	Previous quarter	Latest quarter
Unemployment	5.1	4.8	4.4
Employment	75.5	76.3	76.4
Inactivity	20.4	19.8	19.9

Source: [Labour market in the regions of the UK: March 2022](#)

Table 5: labour market indicators rates by age in Scotland (%)

	16 - 24	25 - 34	35 - 49	50 - 64
Employment	59.0	83.1	84.4	66.8
Unemployment	5.8	4.6	2.5	3.6
Inactivity	37.4	12.9	13.4	30.7

Source: [Labour market in the regions of the UK: March 2022](#)

Scottish Parliament Information Centre (SPICe) Briefings are compiled for the benefit of the Members of the Parliament and their personal staff. Authors are available to discuss the contents of these papers with MSPs and their staff who should contact Andrew Aiton on telephone number 85188 or andrew.aiton@parliament.scot.

Members of the public or external organisations may comment on this briefing by emailing us at SPICe@parliament.scot. However, researchers are unable to enter into personal discussion in relation to SPICe Briefing Papers. If you have any general questions about the work of the Parliament you can email the Parliament's Public Information Service at sp.info@parliament.scot. Every effort is made to ensure that the information contained in SPICe briefings is correct at the time of publication. Readers should be aware however that briefings are not necessarily updated or otherwise amended to reflect subsequent changes.

