



The Scottish Parliament  
Pàrlamaid na h-Alba

SPICe

The Information Centre  
An t-Ionad Fiosrachaidh

SPICe Briefing  
Pàipear-ullachaidh SPICe

# Labour market update: June 2022

Fraser Murray

This infographic looks at the latest labour market data for Scotland from the Office for National Statistics.



14 June 2022  
SB 22-32i

# Contents

<b>(Untitled)</b>	<b>3</b>
<b>(Untitled)</b>	<b>4</b>
<b>Data</b>	<b>5</b>



# Labour market update: June 2022

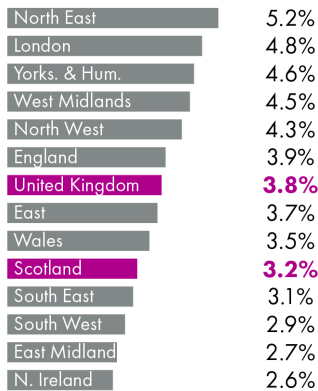
This update provides an overview of the Scottish labour market from the latest regional labour market statistics and UK labour market statistics published by the Office for National Statistics (ONS).

Data covers  
Feb-Apr 2022

## Unemployment (16+)

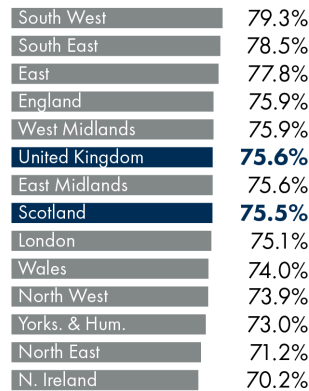
Number of unemployed individuals as a proportion of the total number of economically active people (unemployed + employed).

Across the UK seasonally adjusted



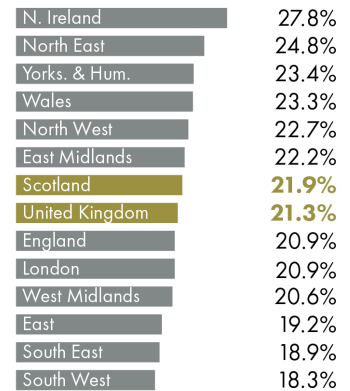
## Employment (16-64)

Number of people in employment expressed as a percentage of all people aged 16-64.



## Inactivity (16-64)

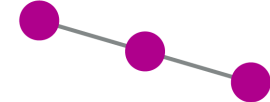
Number of people economically inactive expressed as a percentage of all people aged 16-64.



## Headline figures seasonally adjusted

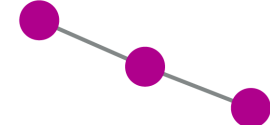
All people

Feb-Apr 2021: 4.4%  
Nov-Jan 2022: 3.8%  
Feb-Apr 2022: 3.2%



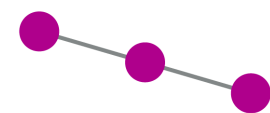
Women

Feb-Apr 2021: 4.0%  
Nov-Jan 2022: 3.1%  
Feb-Apr 2022: 2.3%



Men

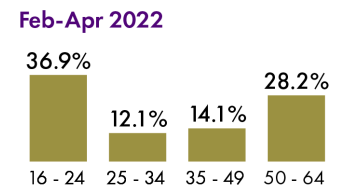
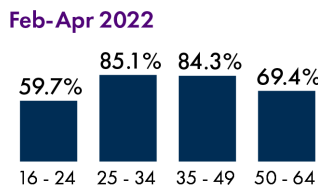
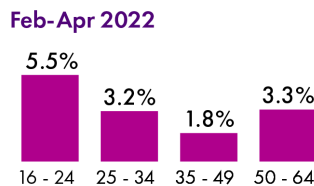
Feb-Apr 2021: 4.8%  
Nov-Jan 2022: 4.5%  
Feb-Apr 2022: 4.2%



## Age

Not seasonally adjusted

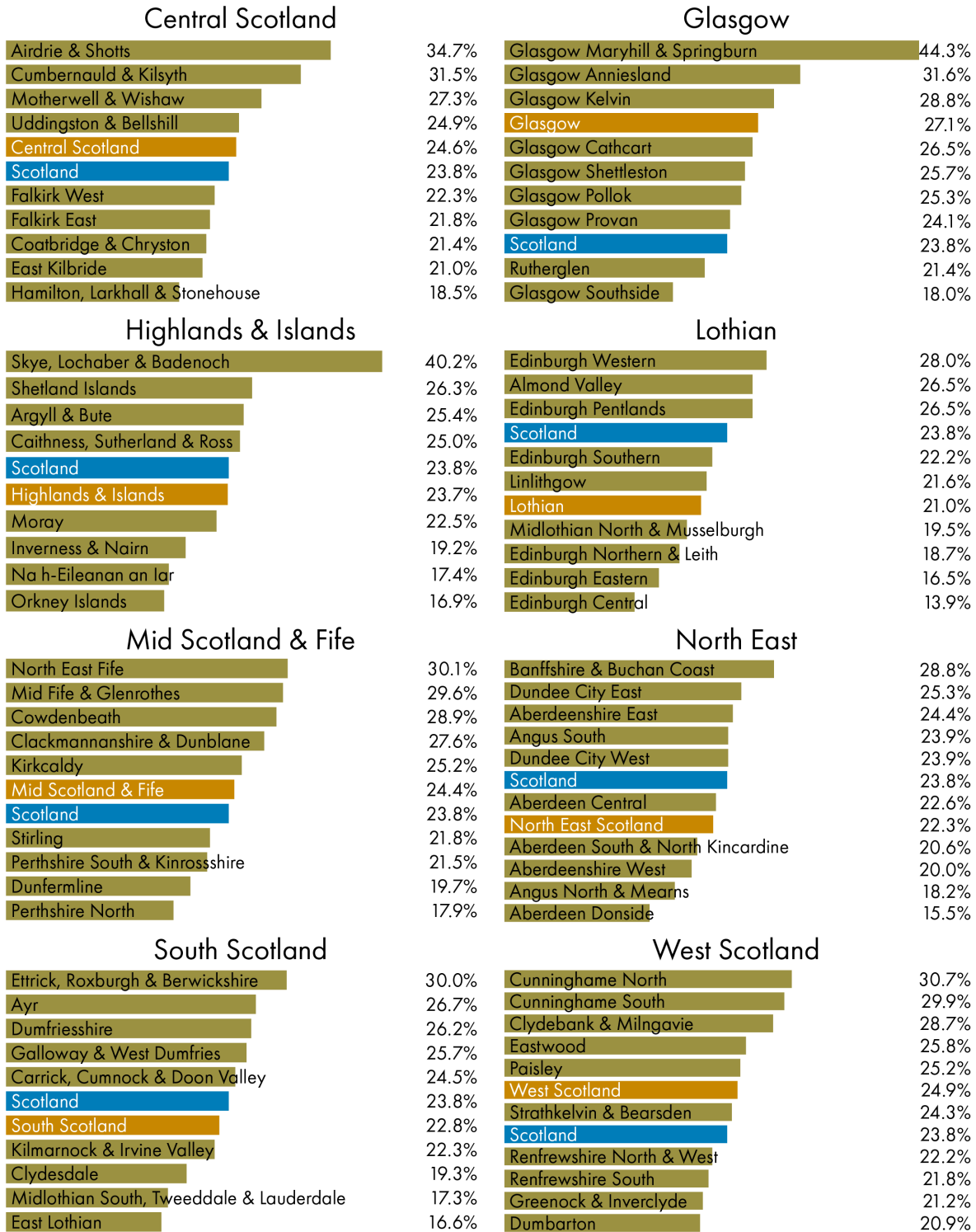
(Not designated as National Statistics)



Source: UK labour market: June 2022 and Labour market in the regions of the UK: June 2022

# Economic inactivity rates by Scottish Parliament constituency and region

All data is for - Jan 2021 to Dec 2021



\*This data is from the resident analysis of the APS, meaning the rate is for those who live in the constituency.  
 \*The Scotland rate used for this data is different from the earlier quoted figure as it covers a different time period.  
 \*The data for constituencies should be used with caution due to uncertainty of the data at smaller geographies

Source: [nomis](#)

# Data

**Table 1: labour market indicators rates by nation and region of the UK (%)**

Area	Employment	Unemployment	Economically inactive
United Kingdom	75.6	3.8	21.3
England	75.9	3.9	20.9
North East	71.2	5.2	24.8
North West	73.9	4.3	22.7
Yorkshire and The Humber	73.0	4.6	23.4
East Midlands	75.6	2.7	22.2
West Midlands	75.9	4.5	20.6
East	77.8	3.7	19.2
London	75.1	4.8	20.9
South East	78.5	3.1	18.9
South West	79.3	2.9	18.3
Wales	74.0	3.5	23.3
Scotland	75.5	3.2	21.9
Northern Ireland	70.2	2.6	27.8

Source: [UK labour market: June 2022](#)

**Table 2: labour market indicators rates for all people in Scotland (%)**

	Same quarter previous year	Previous quarter	Latest quarter
Unemployment	4.4	3.8	3.2
Employment	73.9	74.5	75.5
Inactivity	22.6	22.4	21.9

Source: [Labour market in the regions of the UK: June 2022](#)

**Table 3: labour market indicators rates for women in Scotland (%)**

	Same quarter previous year	Previous quarter	Latest quarter
Unemployment	4.0	3.1	2.3
Employment	72.3	72.8	74.2
Inactivity	24.6	24.8	24.1

Source: [Labour market in the regions of the UK: June 2022](#)

**Table 4: labour market indicators rates for men in Scotland (%)**

	Same quarter previous year	Previous quarter	Latest quarter
Unemployment	4.8	4.5	4.2
Employment	75.6	76.3	76.9
Inactivity	20.5	20.0	19.6

Source: [Labour market in the regions of the UK: June 2022](#)

**Table 5: labour market indicators rates by age in Scotland (%)**

	16 - 24	25 - 34	35 - 49	50 - 64
Employment	59.7	85.1	84.3	69.4
Unemployment	5.5	3.2	1.8	3.3
Inactivity	36.9	12.1	14.1	28.2

Source: [Labour market in the regions of the UK: June 2022](#)

Scottish Parliament Information Centre (SPICe) Briefings are compiled for the benefit of the Members of the Parliament and their personal staff. Authors are available to discuss the contents of these papers with MSPs and their staff who should contact Andrew Aiton on telephone number 85188 or [andrew.aiton@parliament.scot](mailto:andrew.aiton@parliament.scot).

Members of the public or external organisations may comment on this briefing by emailing us at [SPICe@parliament.scot](mailto:SPICe@parliament.scot). However, researchers are unable to enter into personal discussion in relation to SPICe Briefing Papers. If you have any general questions about the work of the Parliament you can email the Parliament's Public Information Service at [sp.info@parliament.scot](mailto:sp.info@parliament.scot). Every effort is made to ensure that the information contained in SPICe briefings is correct at the time of publication. Readers should be aware however that briefings are not necessarily updated or otherwise amended to reflect subsequent changes.

