



The Scottish Parliament
Pàrlamaid na h-Alba

SPICe

The Information Centre
An t-Ionad Fiosrachaidh

SPICe Briefing
Pàipear-ullachaidh SPICe

Labour market update: January 2023

Fraser Murray

This infographic looks at the latest labour market data for Scotland from the Office for National Statistics.



17 January 2023
SB 23-02i

Contents

(Untitled)	3
(Untitled)	4
Data	5



Labour market update: January 2023

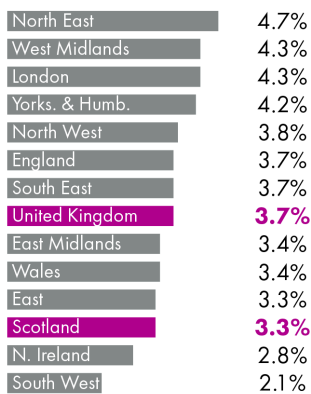
This update provides an overview of the Scottish labour market from the latest regional labour market statistics and UK labour market statistics published by the Office for National Statistics (ONS).

Data covers
Sep-Nov 2022

Unemployment (16+)

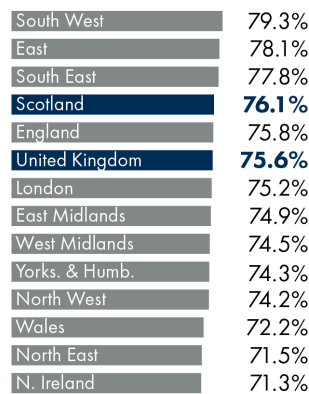
Number of unemployed individuals as a proportion of the total number of economically active people (unemployed + employed).

Across the UK seasonally adjusted



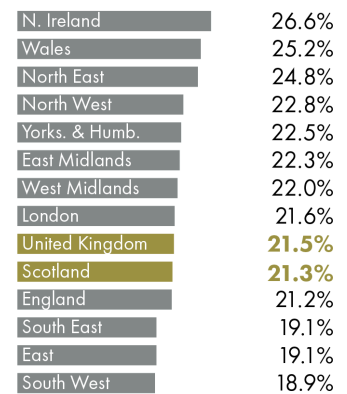
Employment (16-64)

Number of people in employment expressed as a percentage of all people aged 16-64.



Inactivity (16-64)

Number of people economically inactive expressed as a percentage of all people aged 16-64.



Headline figures seasonally adjusted

All people

Sep-Nov 2021: 3.6%
Jun-Aug 2022: 3.3%
Sep-Nov 2022: 3.3%



Women

Sep-Nov 2021: 2.9%
Jun-Aug 2022: 2.5%
Sep-Nov 2022: 2.5%



Men

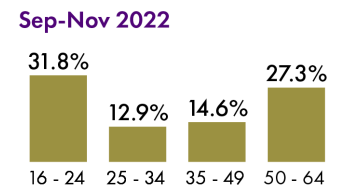
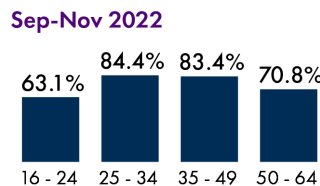
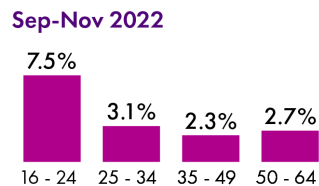
Sep-Nov 2021: 4.3%
Jun-Aug 2022: 4.0%
Sep-Nov 2022: 4.0%



Age

Not seasonally adjusted

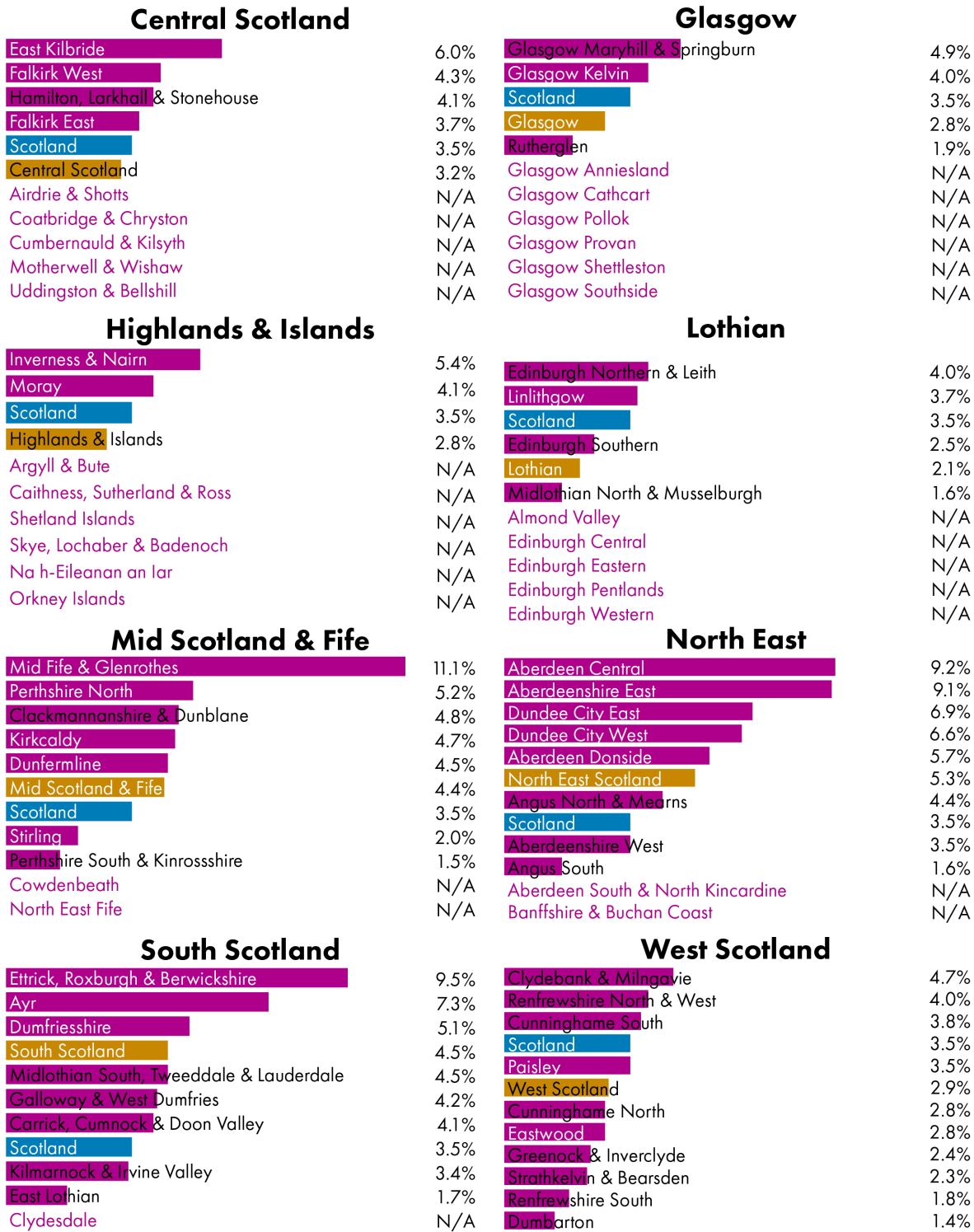
(Not designated as National Statistics)



Source: [UK labour market: January 2023](#) and [Labour market in the regions of the UK: January 2023](#)

Unemployment rates by Scottish Parliament constituency and region

All data is for - Oct 2021 to Sep 2022



*This data is from the resident analysis of the APS, meaning the rate is for those who live in the constituency.
 *The Scotland rate used for this data is different from the earlier quoted figure as it covers a different time period.
 *The data for constituencies should be used with caution due to uncertainty of the data at smaller geographies

Source: [nomis](#)

Data

Table 1: labour market indicators rates by nation and region of the UK (%)

Area	Employment	Unemployment	Economically inactive
United Kingdom	75.6	3.7	21.5
England	75.8	3.7	21.2
North East	71.5	4.7	24.8
North West	74.2	3.8	22.8
Yorkshire and The Humber	74.3	4.2	22.5
East Midlands	74.9	3.4	22.3
West Midlands	74.5	4.3	22.0
East	78.1	3.3	19.1
London	75.2	4.3	21.6
South East	77.8	3.7	19.1
South West	79.3	2.1	18.9
Wales	72.2	3.4	25.2
Scotland	76.1	3.3	21.3
Northern Ireland	71.3	2.8	26.6

Source: [UK labour market: January 2023](#)

Table 2: labour market indicators rates for all people in Scotland (%)

	Same quarter previous year	Previous quarter	Latest quarter
Unemployment	3.6	3.3	3.3
Employment	75.0	75.8	76.1
Inactivity	22.1	21.6	21.3

Source: [Labour market in the regions of the UK: January 2023](#)

Table 3: labour market indicators rates for women in Scotland (%)

	Same quarter previous year	Previous quarter	Latest quarter
Unemployment	2.9	2.5	2.5
Employment	73.1	74.9	75.4
Inactivity	24.7	23.1	22.7

Source: [Labour market in the regions of the UK: January 2023](#)

Table 4: labour market indicators rates for men in Scotland (%)

	Same quarter previous year	Previous quarter	Latest quarter
Unemployment	4.3	4.0	4.0
Employment	77.0	76.7	76.8
Inactivity	19.5	19.9	19.9

Source: [Labour market in the regions of the UK: January 2023](#)

Table 5: labour market indicators rates by age in Scotland (%)

	16 - 24	25 - 34	35 - 49	50 - 64
Employment	63.1	84.4	83.4	70.8
Unemployment	7.5	3.1	2.3	2.7
Inactivity	31.8	12.9	14.6	27.3

Source: [Labour market in the regions of the UK: January 2023](#)

Scottish Parliament Information Centre (SPICe) Briefings are compiled for the benefit of the Members of the Parliament and their personal staff. Authors are available to discuss the contents of these papers with MSPs and their staff who should contact Andrew Aiton on telephone number 85188 or andrew.aiton@parliament.scot.

Members of the public or external organisations may comment on this briefing by emailing us at SPICe@parliament.scot. However, researchers are unable to enter into personal discussion in relation to SPICe Briefing Papers. If you have any general questions about the work of the Parliament you can email the Parliament's Public Information Service at sp.info@parliament.scot. Every effort is made to ensure that the information contained in SPICe briefings is correct at the time of publication. Readers should be aware however that briefings are not necessarily updated or otherwise amended to reflect subsequent changes.

